

# Top 200 Best-selling ELISA Kits from Elabscience®

— Focus on hot research targets, contribute to your successful experiments!

## Why Choose Elabscience® ELISA Kits?

### 👍 Strict Quality Control

- Elabscience® ensures the stability and high performance of its ELISA products through a rigorous three-step quality inspection of raw materials, semi-finished products, and finished products.

### 🏆 Authoritative Recognition

- CiteAb recognised Elabscience® as the "ELISA KIT SUPPLIER TO WATCH IN 2019".
- Elabscience® ELISA products have been cited in over 10,000 SCI articles, featured in top-tier journals like *Nature Medicine*, *Nature*, *Cell*, *Immunity*, *Molecular Cancer*, etc.

### 📦 Efficient Service

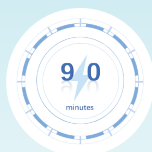
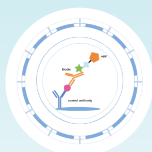
- Ready-to-use products with guaranteed stock
- Professional technical support



## ELISA Kits Features

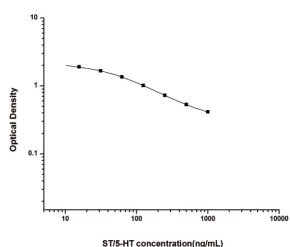
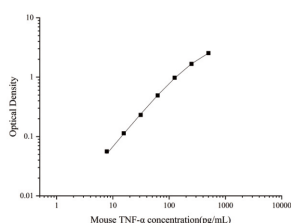
- ✓ **High Precision:** Both inter and intra CV < 10%
- ✓ **High Sensitivity:** pg level
- ✓ **Multiple Species:** Human, Mouse, Rat, Rabbit, Monkey, Porcine, Chicken, etc.
- ✓ **High Specificity:** Cross-reactivity < 10%
- ✓ **Multiple Sample Validation:** Serum, Plasma, Cell culture supernatant, Cell lysate, Tissue homogenate, etc.
- ✓ **Multiple Specifications:** 24 T/48 T/96 T/96 T\*5 plates /96 T\*10 plates.

## ELISA Product Series Comparison



Items	Traditional ELISA Kits	Quickey Pro™ ELISA Kits	MSELISA Kits	High Sensitivity ELISA Kits
Benefit	Various Protein Targets	Minimum Experiment Time	Less Sample Volume	Higher Sensitivity
Sample Volume	100/50 µL	50 µL	25 µL	100 µL
Assay Time	3.5/2.5 h	90 min	3.5 h	3.5 h
Operation Steps	3/2 Steps	1 Step	3 Steps	3 Steps
Sensitivity	pg/mL	pg/mL	pg/mL	fg/mL
Storage	-20°C/4°C	4°C	-20°C/4°C	-20°C/4°C

## Top 200 Best-selling ELISAKits ( partial items )



Cat.No.	Product Name	Detection Range	Sensitivity
E-EL-0056	cAMP(Cyclicadenosine monophosphate) ELISAKit	1.56-100ng/mL	0.94ng/mL
E-EL-0033	ST/5-HT(Serotonin/5-Hydroxytryptamine) ELISAKit	15.63-1000ng/mL	9.38ng/mL
E-EL-0155	T(Testosterone) ELISAKit	0.31-20ng/mL	0.17ng/mL
E-EL-0162	TGF-β1(Transforming Growth Factor Beta 1) ELISAKit	0.16-10ng/mL	0.10ng/mL
E-EL-H0108	Human IFN-γ(Interferon Gamma) ELISAKit	15.63-1000pg/mL	9.38pg/mL
E-EL-H0149	Human IL-1β(Interleukin 1 Beta) ELISAKit	7.81-500pg/mL	4.69pg/mL
E-EL-H6156	Human IL-6(Interleukin 6) ELISAKit	1.56-100pg/mL	0.94pg/mL
E-EL-H0109	Human TNF-α(Tumor Necrosis Factor Alpha) ELISAKit	7.81-500pg/mL	4.69pg/mL
E-EL-M0048	Mouse IFN-γ(Interferon Gamma) ELISAKit	15.63-1000pg/mL	9.38pg/mL
E-EL-M0037	Mouse IL-1β(Interleukin 1 Beta) ELISAKit	7.81-500pg/mL	4.69pg/mL
E-EL-M0044	Mouse IL-6(Interleukin 6) ELISAKit	31.25-2000pg/mL	18.75pg/mL
E-EL-M0046	Mouse IL-10(Interleukin 10) ELISAKit	15.63-1000pg/mL	9.38pg/mL
E-EL-M0730	Mouse IL-18(Interleukin 18) ELISAKit	15.63-1000pg/mL	9.38pg/mL
E-EL-M1382	Mouse INS(Insulin) ELISAKit	3.13-200pg/mL	1.88pg/mL
E-EL-M0792	Mouse MAU(Microalbuminuria) ELISAKit	0.16-10ng/mL	0.10ng/mL
E-EL-M3063	Mouse TNF-α(Tumor Necrosis Factor Alpha) ELISAKit	7.81-500pg/mL	4.69pg/mL
E-EL-M0676	Mouse HMGB-1(High Mobility Group Protein B1) ELISAKit	15.63-1000pg/mL	9.38pg/mL
E-EL-R0012	Rat IL-1β(Interleukin 1 Beta) ELISAKit	31.25-2000pg/mL	18.75pg/mL
E-EL-R0015	Rat IL-6(Interleukin 6) ELISAKit	12.5-800pg/mL	7.50pg/mL
E-EL-R2856	Rat TNF-α(Tumor Necrosis Factor Alpha) ELISAKit	15.63-1000pg/mL	9.38pg/mL

For more ELISA hot targets, please contact Caltag Medsystems at [office@caltagmedsystems.co.uk](mailto:office@caltagmedsystems.co.uk) or visit [www.caltagmedsystems.co.uk](http://www.caltagmedsystems.co.uk)

## Part of High IF Publications

Targets	Cat.No.	Literature Information	Research Areas	IF
EPI NA/NE Mouse CORT Mouse GC Mouse GHRL Mouse GLP-1 Mouse OXA	E-EL-0045 E-EL-0047 E-OSEL-M0001 E-EL-M0555 E-EL-M0551 E-EL-M3012 E-EL-M0860	Meng J J, Shen J W, Li G, et al. Light modulates glucose metabolism by a retina-hypothalamus-brown adipose tissue axis[J]. <i>Cell</i> , 2023, 186(2): 398-412.	Neuroscience Metabolism	66.85
cGMP Mouse ADH Mouse ALB Mouse BMG/β2-MG	E-EL-0083 E-EL-M0106 E-EL-M3032 E-EL-M2411	Xu W, Li G, Chen Y, et al. A novel antidiuretic hormone governs tumour-induced renal dysfunction[J]. <i>Nature</i> , 2023, 624, 425-432.	Cancer Metabolism	64.8
Human F8(Coagulation FactorVIII)	E-EL-H3641	Kaffe E, Roulis M, Zhao J, et al. Humanized mouse liver reveals endothelial control of essential hepatic metabolic functions[J]. <i>Cell</i> , 2023, 186(18):2793-3809.	Metabolism	64.5
Mouse ADH	E-EL-M0106	Bi Q Q, Wang C, Cheng G, et al. Microglia-derived PDGFB promotes neuronal potassium currents to suppress basal sympathetic tonicity and limit hypertension[J]. <i>Immunity</i> , 2022, 55(8): 1466-1482.	Neuroscience Cardiovascular	43.474

For more published information, please visit: [www.elabscience.com](http://www.elabscience.com)